

STEPS ON RESERVING A SINGLE SHELL, FOR INDIVIDUAL USE, USING ICREW.

iCREW Log Off SCRC

My Home Page Today @ SCRC

Club Home Page Calendar

Reservations Club Roster

Send Message Discussions

Personal Page

Date: 2019-08-09 Go

Row a single now... Row a double now...

Row other now...

Show this page after logging on

Login to your iCrew account and go to the 'Today @ SCRC' tab.

If you want to reserve a boat immediately just select '**Row a single now...**'.

Make Reservation

Date: 2019-08-09

Start time: 04 00 PM

End time: 06 00 PM

Shell type: Scull Sweep Either

Shell size: 1 2 4 8

Available shells

1x Blue Peinert (Int) 1x Bud (Adv 180)

1x Cuff (Int) 1x Kanghua 70-85kg (Adv 154 - 187)

1x Kathie (Int) 1x Periwinkle (Int)

The default time limit is 2 hours.

When you've selected '**Row a single now...**' the app defaults to selecting Shell type: Scull and Shell size: 1.

Scroll down and choose the boat you want to use and the oars.

Note: You can also go through these steps to reserve a boat for later in the day... or change the date field to reserve one for another day... this example just represents what some of us do at 5-ish am when we are rowing.

1 2 4 8

Available shells

1x Blue Peinert (Int) 1x Bud (Adv 180)

1x Cuff (Int) 1x Kanghua 70-
85kg (Adv 154 - 187)

1x Kathie (Int) 1x Periwinkle (Int)

1x Resolute (Int) 1x Swan Creek (Int)

1x Trainer 1 (Nov) 1x Trainer 2 (Nov)

1x Yellow Peinert (Int)

Available oars

A (Quad) (x) B (Double) (x)

C (Double) (x) D (Double) (x)

F (Double) (x) G (Quad) (x)

H (x) I (x)

J (x) K (x)

M (x) N (x)

P (x) Q (x)

R (x) X (x)


Note:

Make Reservation

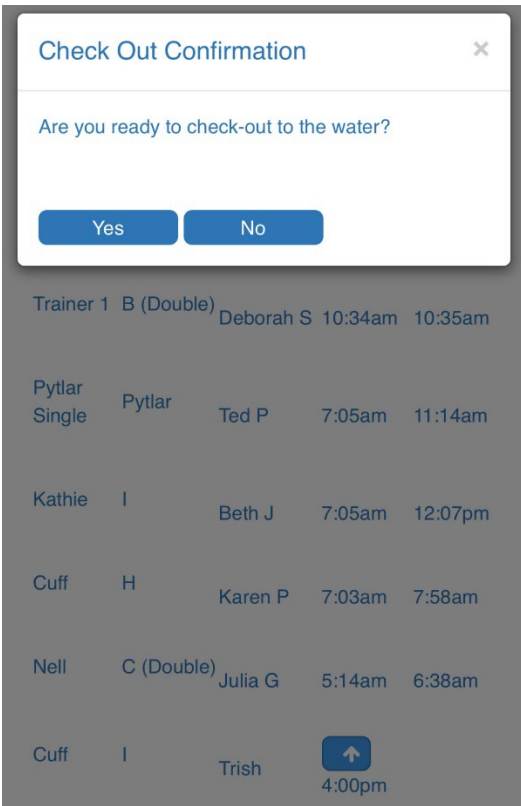
For my example I chose the 'Cuff' (aka the one with Canadian flags on it) and the I single oars.

When you've selected what you want to reserve choose **'Make Reservation'**.

Today's On-the-Water Log Entries

Shell	Oars	Rowers	Out at	In at
Swan Creek	X	Ryan S	10:34am	10:34am
Trainer 1	B (Double)	Deborah S	10:34am	10:35am
Pytlar Single	Pytlar	Ted P	7:05am	11:14am
Kathie	I	Beth J	7:05am	12:07pm
Cuff	H	Karen P	7:03am	7:58am
Nell	C (Double)	Julia G	5:14am	6:38am
Cuff	I	Trish	 4:00pm	

You will see my reservation at the bottom of 'Today's On-the-Water Log Entries'.

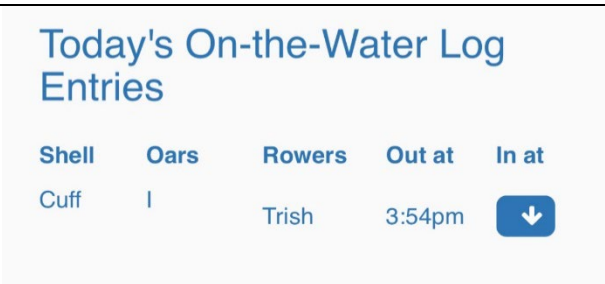


When you're ready to sign the boat out click on the up arrow next to your reservation.

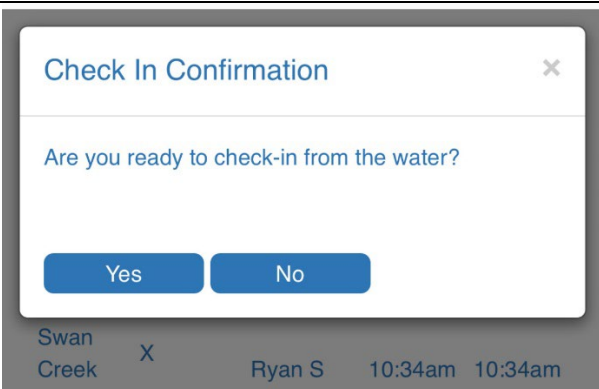
iCrew will ask for a confirmation that you're ready to check-out the boat.

At this point you can close out of the app and go about your row.

Note: there is NO requirement to carry a phone with you. It can remain in the safety of your car. You could also check-out the boat using your computer at home and then check it back in later when you've returned home.



After completing your row you can log back into iCrew, go to 'Today's On-the-Water Log' and click on the down arrow to check the boat back in.



As with checking out you will be asked to confirm... and then you're done!

